


# Technical data sheet

## Cable ladder LG 60, 3 m VS FT

Item number: 6208566



Cable ladder with perforated side rail of side height 60 mm with riveted C profile frames, open in an upwards direction (VS version).  
The cable ladder is shipped folded up.

Cables can be mounted with the matching clamp clip, type 2056.

The cable ladders in the widths 200 mm to 400 mm are also approved for vertical mounting as a vertical ladder in systems that guarantee the maintenance of electrical functionality according to DIN 4102 Part 12. Cables can be mounted with the clamp clip approved for the maintenance of electrical function, type 2056 M. Magnetic shield insulation without cover 10 dB, with cover 15 dB.  
Additional widths are available on request.



**St** Steel

**FT** Hot-dip galvanised

### Master data

|                                    |                          |
|------------------------------------|--------------------------|
| Item number                        | 6208566                  |
| Type                               | LG 630 VS 3 FT           |
| Description 1                      | Cable ladder             |
| Description 2                      | perforated, with VS rung |
| Manufacturer                       | OBO                      |
| Dimension                          | 60x300x3000              |
| Colour                             | zinc                     |
| Material                           | Steel                    |
| Surface                            | Hot-dip galvanised       |
| Surface standard                   | DIN EN ISO 1461          |
| Smallest sales unit                | 3                        |
| Unit of quantity                   | Metre                    |
| Weight                             | 308 kg                   |
| Weight unit                        | kg/100 m                 |
| CO2 Footprint (GWP) Cradle-to-Gate | 6,77 kg CO2e / 1 Meter   |

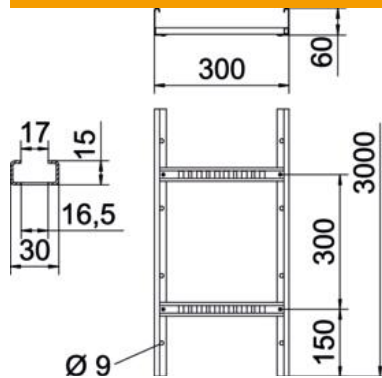
# Technical data sheet

Cable ladder LG 60, 3 m VS FT

Item number: 6208566



## Dimensions



|                     |          |
|---------------------|----------|
| Length              | 3,000 mm |
| Width               | 300 mm   |
| Height              | 60 mm    |
| Dimension B         | 300 mm   |
| Rung slot dimension | 16.50    |

## Technical data

|                                |                       |
|--------------------------------|-----------------------|
| Version of the rungs           | Profile perforated    |
| Side rail version              | Flat profile          |
| Fastening of rung              | Blind riveted         |
| Mounting system fastening type | Floor Ceiling Wall    |
| Maintain electrical functions  | yes                   |
| Usable cross-section           | 148 cm <sup>2</sup>   |
| Usable cross-section           | 14800 mm <sup>2</sup> |
| Rustproof steel, pickled       | no                    |
| Side perforation               | yes                   |
| Rung distance                  | 300 mm                |
| Wide-span version              | no                    |
| Rail thickness                 | 1.5 mm                |

# Technical data sheet

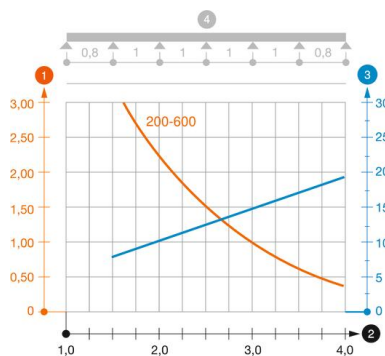
## Cable ladder LG 60, 3 m VS FT

Item number: 6208566



### Loads

|                                   |           |
|-----------------------------------|-----------|
| Insertable support spacings, min. | 1.5 m     |
| Insertable support spacings, max. | 4 m       |
| Support spacing 1.5 m             | 3.1 kN/m  |
| Support spacing 2.0 m             | 2.25 kN/m |
| Support spacing 2.5 m             | 1.5 kN/m  |
| Support spacing 3.0 m             | 1.1 kN/m  |
| Support spacing 3.5 m             | 0.75 kN/m |
| Support spacing 4.0 m             | 0.45 kN/m |



### Load diagram, cable ladder, type LG 60 VS

- 1 Permitted cable tray/ladder load in kN/m without man load
- 2 Support width in m
- 3 Rail bend in mm at permitted kN/m
- 4 Load scheme during testing
- Load curve with cable tray/ladder width in mm
- Strut bend curve according to support width