


# Technical data sheet

## Cable ladder LG 60, 3 m VS FS

Item number: 6208550



Cable ladder with perforated side rail of side height 60 mm with riveted C profile frames, open in an upwards direction (VS version).  
The cable ladder is shipped folded up.

Cables can be mounted with the matching clamp clip, type 2056.

The cable ladders in the widths 200 mm to 400 mm are also approved for vertical mounting as a vertical ladder in systems that guarantee the maintenance of electrical functionality according to DIN 4102 Part 12. Cables can be mounted with the clamp clip approved for maintenance of electrical function, type 2056 M. Magnetic shield insulation without cover 10 dB, with cover 15 dB. Additional widths are available on request.



St

Steel

FS

Strip galvanized

### Master data

Item number	6208550
Type	LG 660 VS 3 FS
Description 1	Cable ladder
Description 2	perforated, with VS rung
Manufacturer	OBO
Dimension	60x600x3000
Colour	zinc
Material	Steel
Surface	Strip galvanized
Surface standard	DIN EN 10346
Smallest sales unit	3
Unit of quantity	Metre
Weight	354.266 kg
Weight unit	kg/100 m
CO2 Footprint (GWP) Cradle-to-Gate	8,6548 kg CO2e / 1 Meter

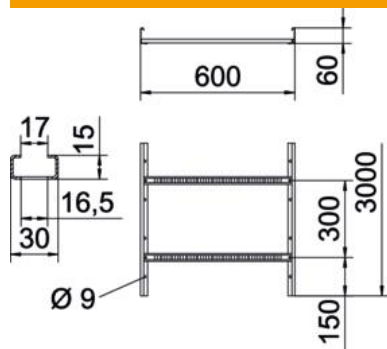
# Technical data sheet

## Cable ladder LG 60, 3 m VS FS

Item number: 6208550



### Dimensions



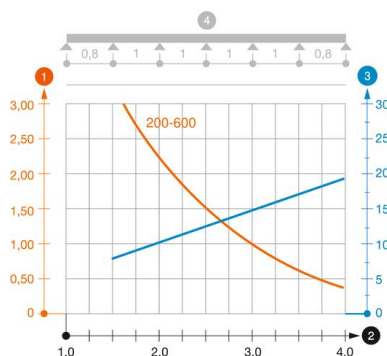
Dimension	60x600x3000
Length	3,000 mm
Width	600 mm
Height	60 mm
Dimension B	600 mm
Rung slot dimension	16.50

### Technical data

Version of the rungs	Profile perforated
Side rail version	Flat profile
Fastening of rung	Blind riveted
Mounting system fastening type	Floor Ceiling Wall
Maintain electrical functions	no
Usable cross-section	298 cm <sup>2</sup>
Usable cross-section	29800 mm <sup>2</sup>
Rustproof steel, pickled	no
Side perforation	yes
Rung distance	300 mm
Wide-span version	no
Rail thickness	1.5 mm

### Loads

Insertable support spacings, min.	1.5 m
Insertable support spacings, max.	4 m
Support spacing 1.5 m	3.1 kN/m
Support spacing 2.0 m	2.25 kN/m
Support spacing 2.5 m	1.5 kN/m
Support spacing 3.0 m	1.1 kN/m
Support spacing 3.5 m	0.75 kN/m
Support spacing 4.0 m	0.45 kN/m



### Load diagram, cable ladder, type LG 60 VS

- 1 Permitted cable tray/ladder load in kN/m without man load
- 2 Support width in m
- 3 Rail bend in mm at permitted kN/m
- 4 Load scheme during testing
- Load curve with cable tray/ladder width in mm
- Strut bend curve according to support width